



Kavet, Rockler & Associates, LLC
Economic, Demographic and Public Policy Consulting

985 Grandview Road
Williamstown, Vermont 05679-9003 U.S.A.
Telephone: 802-433-1360
Facsimile: 866-433-1360
E-Mail: tek@kavet.net
Website: www.kavetrockler.com

Docket No. _____
Exh. TDI-TK-2

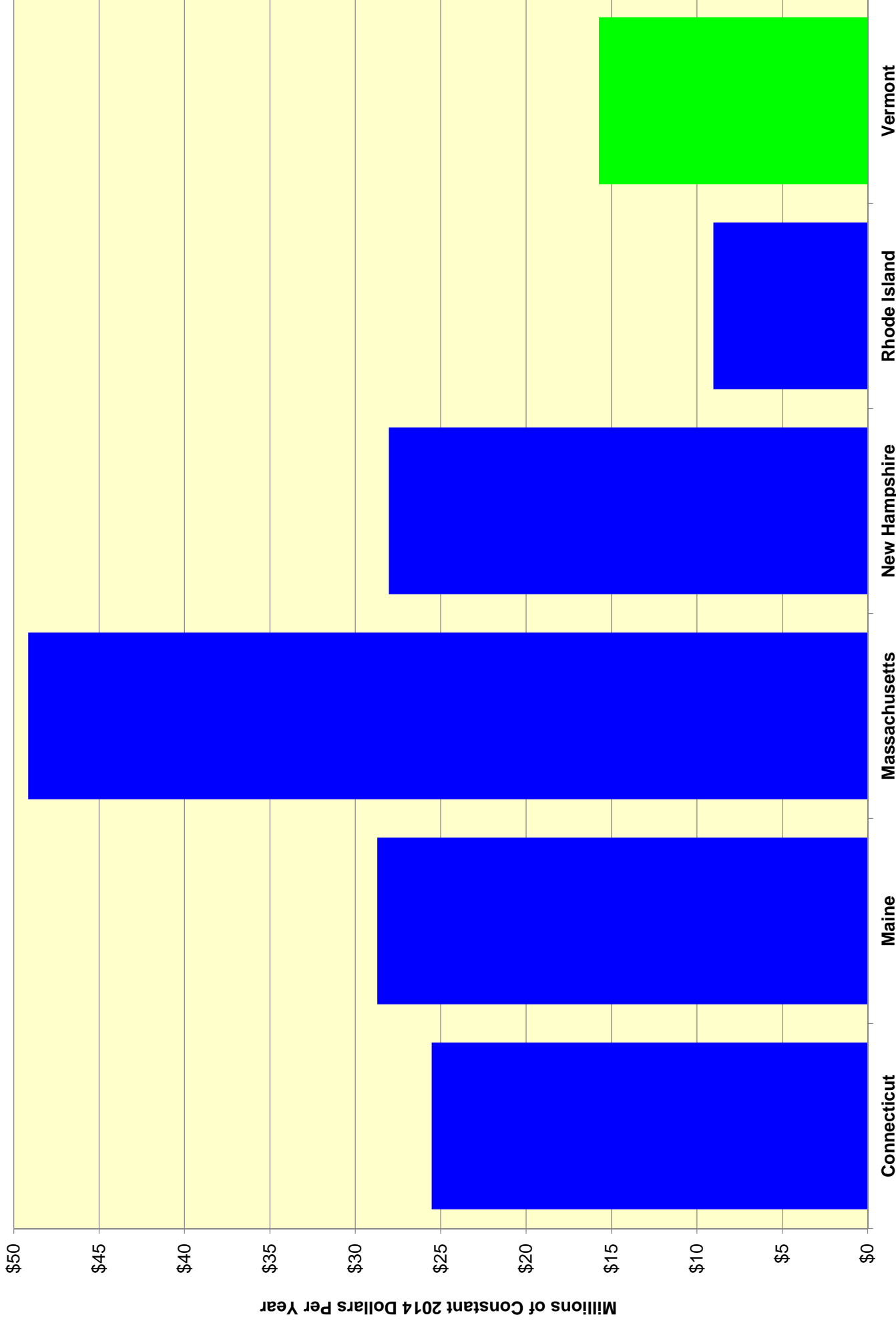
Regional Economic Impact Analysis for the Proposed New England Clean Power Link Project

Accompanying Charts for
Prefiled Direct Testimony of Thomas E. Kavet
on Behalf of Champlain VT, LLC

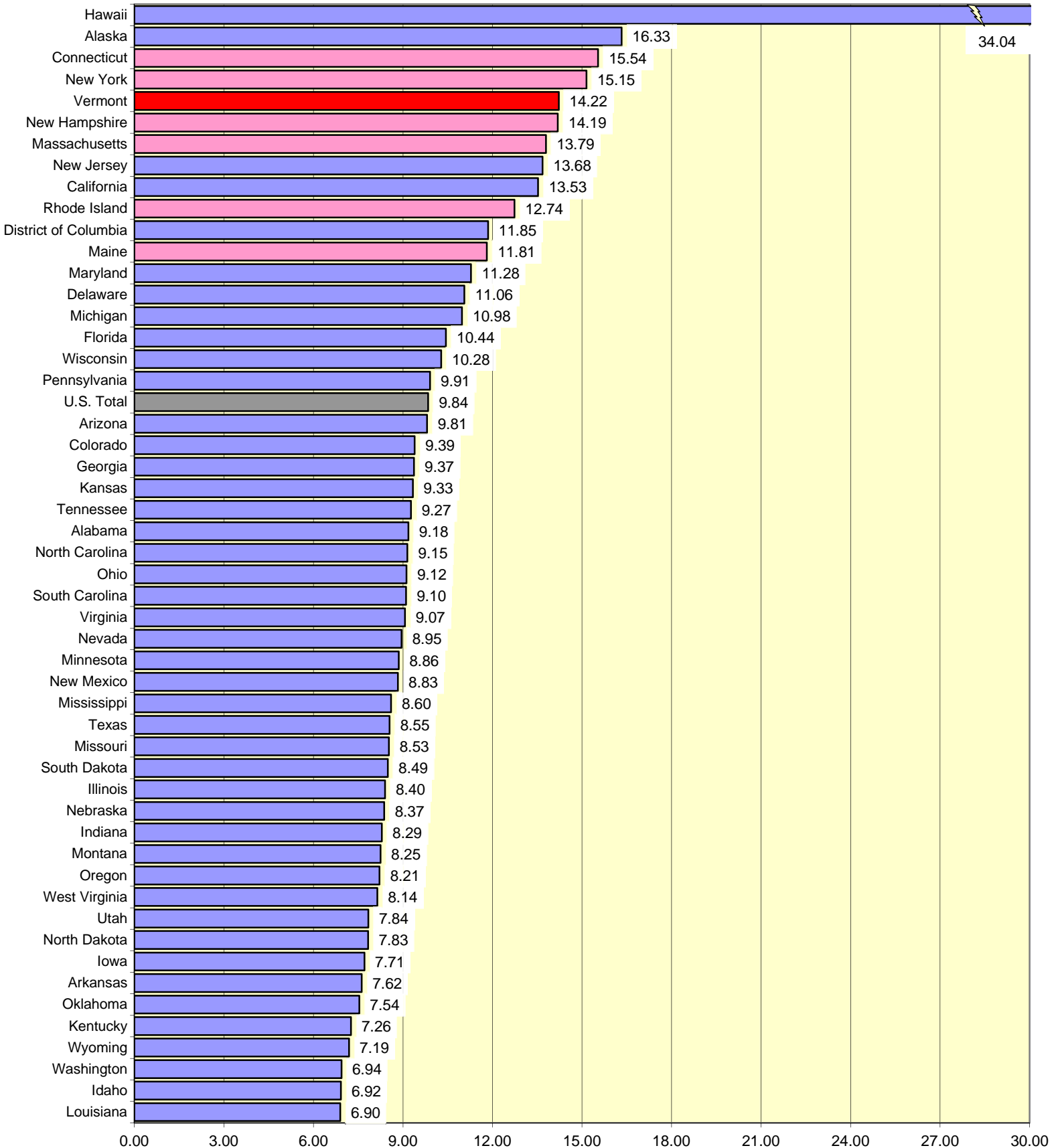
December 2014

Average Annual 2019-2028 Savings in Electricity Costs Due to Power Delivered Via the New England Clean Power Link

(Millions of Constant 2014 Dollars, Source Levitan & Associates, Inc.)



Average State Retail Electricity Prices, 2012 (Total Electric Industry Average Price, Cents Per Kilowatthour)



Cents Per Kilowatthour - Source: U.S. Energy Information Administration

Average Retail Electricity Prices: Vermont Relative to U.S.

(Source: U.S. Energy Information Administration, U.S. Department of Energy)

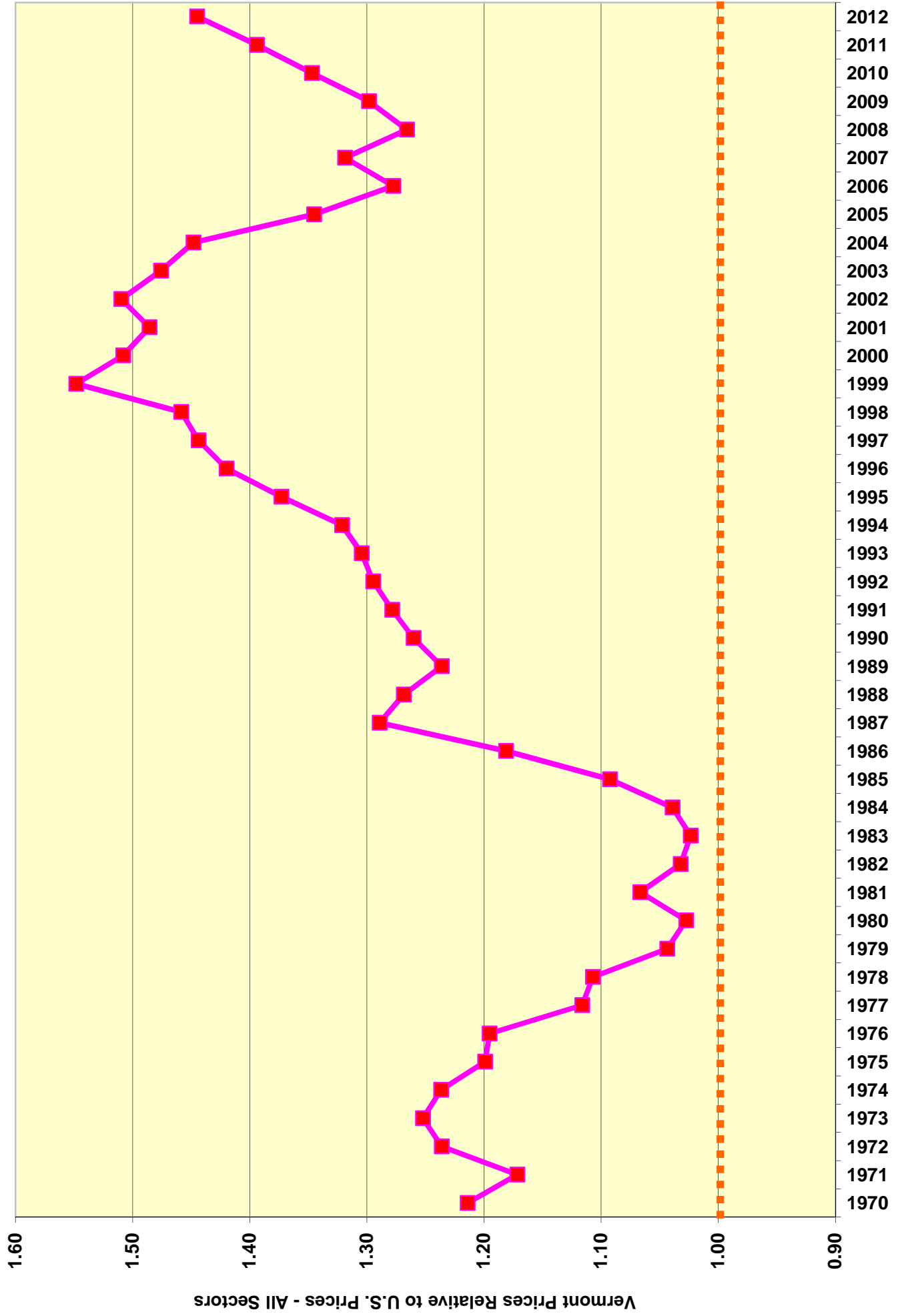


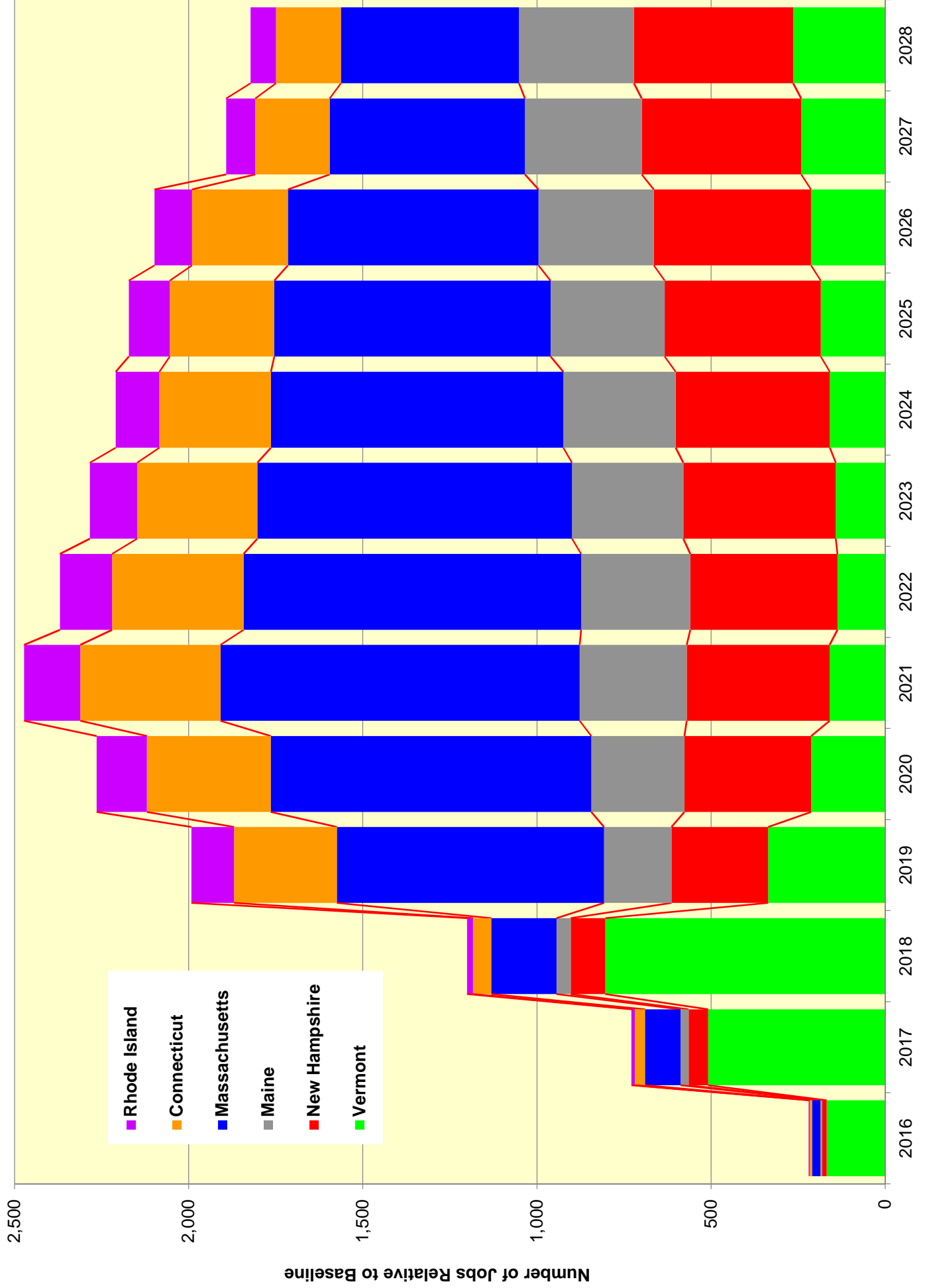
TABLE 1
Selected Economic Impact Metrics, Relative to Baseline,
for New England Clean Power Link Project
(Average Annual Impacts – Construction and Operational Periods¹)

Concept	Region	Construction Period 2016-2018	Initial 10 Year Operational Period 2019 to 2028
Total Employment (number of jobs)	Vermont	493	205
	New Hampshire	56	417
	Maine	23	305
	Massachusetts	105	802
	Connecticut	29	307
	Rhode Island	10	122
	New England	716	2,158
Gross State Product (millions of current dollars)	Vermont	\$38.8	\$31.6
	New Hampshire	\$5.5	\$58.9
	Maine	\$2.0	\$38.6
	Massachusetts	\$13.2	\$157.5
	Connecticut	\$3.6	\$50.4
	Rhode Island	\$1.1	\$17.4
	Total New England	\$64.3	\$354.3
Electricity Cost Savings (millions of current dollars)	Vermont	-	\$19.2
	New Hampshire	-	\$34.2
	Maine	-	\$35.0
	Massachusetts	-	\$58.8
	Connecticut	-	\$30.5
	Rhode Island	-	\$10.8
	Total New England	-	\$184.5
State and Local Tax and Other Government Revenues (millions of constant dollars)	Vermont	\$12.6	\$17.2

¹ Based on project information provided by TDI-NE to KRA as of November 11, 2014. Project expenditure estimates are changing constantly as the construction start date approaches. Current estimates, as of early December 2014, assume slightly higher tax and related State payments. If current project expenditure estimates were used, economic impacts would not be materially different from those presented herein.

Total Employment Impacts Associated with the New England Clean Power Link

(Total Direct and Secondary Employment Impacts Relative to Baseline, Sources: REMI, Kavet, Rockler & Associates, LLC)



Total Additional Gross State Product as a Result of the New England Clean Power Link

(Total Direct and Secondary Economic Impacts Relative to Baseline, Sources: REMI, Kavet, Rockler & Associates, LLC)

